



ESVP NEWSLETTER

December 2023

Content:

ESVP President's Corner	1
ESVP Secretary's Corner	2
ESVP Treasurer's Corner	2
ECVP President's Corner	3
ECVP-ESVP - Annual Meeting Lisbon 2023	4
ECVP-ESVP-ESTP 5th Cutting Edge Pathology Congress 2024	6
Spanish Society of Veterinary Pathology	6
Introducing the ESVP/ECVP Task Force for Diversity, Equity and Inclusion (DEI)	8
Updates on webinars	9
Future events	9



ESVP President's Corner

Dear ESVP Members, dear colleagues, dear friends,

It is my pleasure to write you these few words as an introduction of the last ESVP Newsletter of 2023 and before the beginning of 2024 that I already wish you prosperous and healthy.

My first and most important feeling today is that this 2023 year was successful.

We experienced indeed a great Annual Congress in the beautiful city of Lisbon, in the company of our sisters and brothers of the European Society of Veterinary Clinical Pathology (ESVCP). This event strengthened our links and the ones we have built with our sister Clinical Pathology community. This meeting, that was humanly and scientifically enriching, would not have been the same without the efficient work and deep commitment of the Local Organisers and Scientific Committee members. I am, with all the Board members, particularly grateful to Pedro Faisca and Nazaré Pinto da Cunha who give a lot of their time but most importantly their contagious joie de vivre.


Next year, we will come again to the Iberian peninsula, and again it will be a joint event, the 5th Cutting Edge Pathology Congress, with our colleagues and friends of the Toxicological Pathology Society. Laura Pena, Chair of the LOC, and our efficient PCO, Pauwels, are on deck with representatives of the ESTP, in order to

organize this year again a Congress that will fulfill all your expectations. In addition of this major annual event, we have begun to organize for you since last May, several webinars for continuing education, thanks to our efficient councillor Pompei Bolfa and his tentacular network. This initiative, joint with ECVP, is another great success, with increasing and increasing audience, and far more than 200 attendees for the last one. It has become our regular rendez-vous where we gather and share information and knowledge.

And last but not least, the ESVP/ECVP Diversity, Equity and Inclusion task force, driven by Chiara Palmeri, in order to promote and support these important human values in the veterinary pathology community, is now in order with already several planned initiatives in 2024

We are confident that all these actions will satisfy your aspirations and are more than ever ready to listen to our opinions and needs.

I wish you all in advance a very happy Festive Season and an excellent start to the New Year.



Jérôme Abadie





ESVP NEWSLETTER

December 2023




ESVP Secretary's Corner

Dear colleagues and friends,

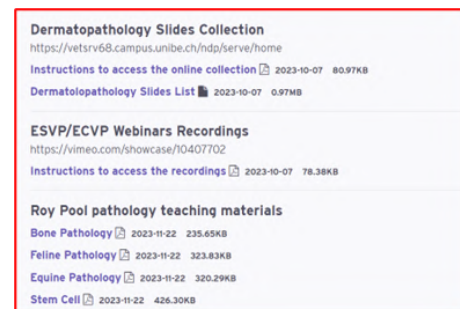
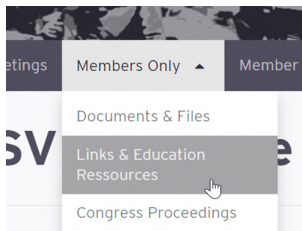
The 2024 ESVP/ECVP meeting will be organized with the ESTP as the **5th Cutting Edge Pathology Congress**, held in Madrid. A great location is the first milestone of every congress. The other points are a great scientific program (already in a good shape); opportunities for social interaction and entertainment (we are going to have plenty of them in 2024); last but not least, your scientific contribution (because a congress is made by people).

An important information to share is that, starting from 2024, we are going to use a new module for abstract submission: we are working to make the new abstract module as user friendly as possible, and you will be able to see it online soon. We are looking forward to receiving feedback from you also on this point!

I also would like to invite you to explore the [ESVP website](#) as there are some improvements: in the "members only" area you can find the complete **congress proceedings** from 2004; and in the new born "**links and education resources**" area you can have access to important study material and to the recordings of the ESVP/ECVP webinars



Elena Riccardi



Finally, since one of the ESVP Secretary's roles is maintaining diaries and arranging appointments, some important dates are provided in the table FUTURE EVENTS. Please keep monitored the ESVP and ECVP websites!

Looking forward to seeing you in Madrid!



ESVP Treasurer's Corner

Dear members,

We are looking back on a year with increased actions and interactions for and between members of our Society. An important reason for many of you to be a member of the Society is of course to be able to have these interactions and means to communicate in the bigger European vetpath world. We also know, that as the number of ECVP diplomates increase in the population, for many of these diplomates the membership of yet another

organization with overlapping interests feels redundant. Fortunately, at the last AGM a few of you pointed out the great work we do in providing funds for trainees to go to Summerschool and/or the residents day at the congress. In that way, you feel, your contribution to the Society benefits the education of the new generations directly. Lately it came to my mind, that we have another group (growing in numbers??) in Europe, and those are the diplomates of the ACVP.





ESVP NEWSLETTER


December 2023

The redundancy of membership is, albeit not absent, a whole lot less the case with regards to access to current news or interesting development in the alma mater (in this case, the complete continent of Europe 😊). With the new webinar-format getting shape at a very regular basis, and the growing interaction around our European congresses, it might be a good idea to consider to join the ESVP for this connection.

Of course, you, dear reader of the Newsletter, are a member of the Society, for all the good reasons,

but do you happen to know a co-worker, friend or former summerschool-roommate who is an ACVP diplomate, please ask them to join to join our European efforts! It would be nice to broaden our active community and make sure that all pathologists voices in Europe are heard!

Be so kind to share the link: <https://www.esvp.eu/organization/membership-application> and act as a proposer.



With kind regards,

Reinie Dijkman

ECVP President's Corner



Alexandre Bidaut



Dear ESVP members,

It is my pleasure to give you some updates of the activities of the European College of Veterinary Pathologists over the last months.

We have delivered the 2023 ECVP examination in Ghent. **Congratulations to the 22 new ECVP Diplomates.** 2023 was the last year we could use Ghent premises. The 2024 examination will take place end of January, at the Ecole Nationale Vétérinaire d'Alfort, near Paris, France. We are moving on further with examination digitalization: the coming year, all parts but comprehensive pathology will be delivered digitally using the ExamSoft platform (keeping glass slides and beamer projection for gross).

The ECVP Summer School took place in July in Cluj-Napoca: 70 veterinarians from 19 different countries participated. For resident training and continuing education of pathologists, several

workshops and webinars were organized jointly with the ESVP. This effort for which I thank all contributors brings high value to our societies and engages our members in sharing their expertise to our entire community. Among other progresses, let me cite the creation of a modular training system to prepare to becoming an ECVP Diplomate and a bursary for residents from countries with no ECVP-registered training centre. We have created a Residents Committee whose role is to take care of our ECVP residents, the future of our profession.

Last September, our yearly ESVP/ECVP joint conference in Lisbon was a success. The joint organisation together with the European College of Veterinary Clinical Pathologists fostered the complementarity of both our specialities and was an excellent opportunity to interact with colleagues and friends.

We have reviewed our [WEBSITE](https://www.ecvpath.org) and you will find there all relevant information for the above and further news of which our revised Strategic Plan: www.ecvpath.org.

Keep tuned, stay well and see you very soon.





ESVP NEWSLETTER

December 2023

ECVP-ESVP - Annual Meeting Lisbon 2023

The annual ESVP/ECVP/ESVCP/ECVCP Joint Meeting was held in Lisbon, Portugal, at the beginning of September. We met the challenge and organized a successful congress in the historically and architecturally magical host city.



Attendees savoring a delightful gala dinner at 'Estufa Fria'



The annual congress provides an excellent opportunity to reconnect with old peers and forge new professional connections



Diana Vieira da Silva leading an informative workshop on scientific poster design

Please get to know it in numbers!

- 1** week
- 2** Colleges
- 2** Societies
- 2** Satellite meetings
- 2** workshops
- 1** Resident Day
- 557** delegates from **39** different countries from Europe, America, Middle East and Asia.
- 28** Speakers
- 67** Oral communications (49 veterinary pathology + 18 clinical pathology)
- 191** Posters (154 veterinary pathology + 37 clinical pathology)
- 22** Sponsors
- &**
- 1 big thank of appreciation to all of you that made this such a successful event.**



Pedro Faisca



A warm welcome from the local organizing committee



Enthusiastic attendees gearing up for the main event



Assistants enjoyed an incredible Fado concert during the Welcome Reception



Zbigniew Mikulski delivering an outstanding QuPath Workshop II during the Resident's Day





ESVP NEWSLETTER

December 2023

ECVP-ESVP - Annual Meeting Lisbon 2023



PRIZES!

As in all past congresses, prizes for oral communications and posters were offered to participants by the board of the ESVP. These prizes mostly focused on high-quality presentations presented by young and/or in training people from an origin as diverse as possible. Two teams (one for oral and another one for posters) of senior veterinary pathologists worked together to select the list of awarded communications.

For oral presentations, these were selected:

- **Marta Polinas**, University of Sassari. SYSTEMIC GRANULOMATOSIS IN MEAGRE (ARGYROSUMUS REGIUS): A LINK WITH ATYPICAL MYCOBACTERIA
- **Bert De Jonge**, University of Ghent. IS MECHANICAL MUCOSAL INJURY THE HIDDEN CULPRIT OF HAEMORRHAGIC BOWEL SYNDROME IN CATTLE?
- **Gianfilippo Agliani**, University of Utrecht & University of Perugia. USUTU VIRUS EXPERIMENTAL INFECTION IN EURASIAN BLACKBIRDS (TURDUS MERULA): A STEP TOWARDS THE IDENTIFICATION OF AN EXPERIMENTAL AVIAN MODEL
- **Florian Chocteau**, University of Nantes. PROPOSAL FOR A NEW HISTOLOGICAL GRADING SYSTEM FOR CANINE ORAL MELANOCYTIC TUMORS
- **Giuseppe Piegari**, University of Naples. GROSS, HISTOLOGICAL, AND CHEMICAL EVALUATION OF GUNSHOT WOUNDS IN VETERINARY FORENSIC PATHOLOGY



Florian Chocteau (left) receiving one of the awards for best oral presentation, and Laura Nordio (right) honored for a poster prize

The following were selected for poster prizes:

- **Doroteja Huber**, University of Zagreb. COMPLICATIONS ENCOUNTERED IN LETHAL EUROPEAN BABESIOSIS
- **Kemal Mehinagic**, University of Bern, Switzerland. DELAYED VIRUS CLEARANCE AFTER RECOVERY FROM AFRICAN SWINE FEVER-A CHALLENGE FOR DISEASE CONTROL AND MONITORING
- **Laura Nordio**, San Marco Veterinary Clinic, Italy. TWO ATYPICAL CASES OF FELINE RESTRICTIVE ORBITAL MYOFIBROBLASTIC SARCOMA (FROMS) INITIALLY PRESENTING AS ORAL MASSES
- **Silvia Dell'Aere**, University of Milano. HISTOLOGICAL CLASSIFICATION AND MOLECULAR CHARACTERIZATION OF FELINE HODGKIN-LIKE LYMPHOMAS (HLL)
- **Francesco Prisco**, University of Zurich. TREG-ABLATED FOXP3DTR MICE ARE A MODEL OF INFLAMMATORY MYOPATHY AND AUTOIMMUNE MYOCARDITIS
- **Chloé Puget**, Free University Berlin. ARTIFICIAL INTELLIGENCE PREDICTS THE C-KIT-11 MUTATIONAL STATUS OF CANINE CUTANEOUS MAST CELL TUMOURS THROUGH THEIR PHENOTYPE IN HE STAINED HISTOLOGICAL SLIDES

The ESVP board wants to acknowledge all participants and delegates for their excellent work and congratulate the awarded authors. This year was a clear reflection on the increasing quality of our congress, something that can only be very good for the future of veterinary pathology. We hope to see you all (and many more!) next year in Madrid!

Lluis Lujan



Members for selection of prizes





ESVP NEWSLETTER

December 2023

5th Cutting Edge Pathology Congress 2024



MADRID, SPAIN.
28-31 AUGUST 2024

Dear colleagues and friends, The European Society of Toxicologic Pathology, the European Society of Veterinary Pathology & The European College of Veterinary Pathologists are pleased to invite you to the 5th Cutting Edge Pathology Congress. This congress is special as the conference will be a joint venture between the ESTP, the ESVP and ECVP with an extensive program covering veterinary pathology as well as toxicologic pathology.

The meeting will enable both disciplines of pathology to learn from each other's work and we hope it provides opportunities for new collaborative ventures between veterinary and toxicologic pathologists.

Two Scientific Committees (ESVP/ECVP and ESTP), comprising both nationally and internationally recognized experts are responsible for preparing the scientific program of the congress.

The ESTP part of the congress will be held under the fascinating topic "Neuropathology- The Vast Pink Wonderland". This is in an incredibly complex field, encompassing both preclinical and clinical aspects of assessment and therapy. Neurodegenerative diseases serve as a prime example of how impactful neuropathology can be in our daily lives, not to mention the renewed interest in CNS diseases like Alzheimer's, since a number of new drugs received marketing authorization last year.

The program will also include additional side topics of highly relevant interest for toxicologic pathologists and preclinical safety scientists. There will be plenary lectures, oral presentations of original scientific work, interactive case presentations, and poster session. In addition to interesting ESVP/ECVP/ESTP Joint Plenary Lectures, the ESVP/ECVP part of the congress will offer a wide range of updated veterinary pathology topic sessions, covering diseases in both domestic and non-domestic animals. Engaging interactive workshops and educational sessions will be held, along with poster presentations and oral communications.

For more information, visit the [Congress website](#).

Spanish Society of Veterinary Pathology (Sociedad Española de Anatomía Patológica Veterinaria)



The Spanish Society of Veterinary Pathology (Sociedad Española de Anatomía Patológica Veterinaria; SEAPV) is a non-profit civil society established in 1986. A total of 158 current active members participate in the Society, including young fellows in training, veterinary pathologists, ECVP and ACVP Diplomates, researchers, and laboratory technicians.

Since 1986, our Society has maintained an uninterrupted activity towards the advance and dissemination of veterinary pathology. The main objectives of the SEAPV are education and research in veterinary pathology, with the goal to promote the comprehension of pathological processes through the study and teaching of pathological anatomy in all its aspects. This includes continuing training of pathologists, information and support for the development of medical research in pathology and relationship with veterinary pathology societies from other countries.





ESVP NEWSLETTER

December 2023

The SEAPV offers annual economic support to their younger members and members in training for assistance to educational courses and training programs in veterinary pathology, such as the ESVP/ECVP Summer School.

Since the SEAPV foundation, an Annual Scientific and Continuing Education Meeting is organized. The meeting focuses on current topics in animal spontaneous pathology, comparative pathology, and experimental pathology.

Different internationally-recognized European and American veterinary pathologists have actively contributed to different SEAPV editions.

Among them we can mention Mike Garner (Northwest ZooPath, Washington, US), Jeffrey C. Wolf (Experimental Pathology Laboratories, INC., EPL Virginia, US), Francisco A. Uzal (University of California-Davis, US) or H. L. Shivaprasad (University of California-Davis, US), among others.

The next meeting of the SEAPV will be held jointly with the [5th Cutting Edge Pathology Congress](#), to be held in San Lorenzo de El Escorial (Madrid), joining forces with the ESVP, ECVP and the ESTP. It will be an exciting time for all of us, and we hope very fruitful to all delegates.

For sure, the atmosphere will be the best. You can contact with the SEAPV board committee by e-mail address: info@seapv.es. Please, visit our [web site](#) or our [Facebook page](#) for more information on our activities.

We hope to see you all next August!



**Gustavo A Ramirez and
Lluis Lujan**

Call for Mystery Slide Session

Next year, the Scientific Comitee is preparing an interactive "**Mystery Slide session**" where each case will be presented and informally discussed with colleagues in 10 minutes. The topic of the session is open.

Please consider a submission as a mystery case if you have cases that fit with one of the following situations:

- **diagnostic challenges**
- **cold cases**
- **"once in a lifetime" cases**
- **"I have seen things you wouldn't believe" cases**

If you already have one or more of those cases, you can start preparing a single PDF document consisting of a summary of the case (250 words maximum) including title, your name, institution, and contact information (e-mail address mandatory), signalment, short history, summary of representative gross and microscopic findings, any additional supporting data, and no more than five good quality images (including histo and/or gross pictures, special stains, immunohistochemistry and any other useful technique such as clonality, EM etc.) that are representative of the lesion.

Because we want it to be interactive and a voting system will be available, please think on multi choice differentials for each diagnosis.

We are thrilled to get your cases.

Pedro Faisca






ESVP NEWSLETTER

December 2023

INTRODUCING THE ESVP/ECVP TASK FORCE FOR DIVERSITY, EQUITY, AND INCLUSION (DEI)

As part of our ongoing efforts to prioritize diversity and inclusion, we have launched the ESVP/ECVP Task Force for Diversity, Equity, and Inclusion (DEI). The task force is made up of a dedicated group of individuals, passionate about furthering an environment where everyone feels valued, respected, and empowered.



Chiara Palmieri

The University of Queensland (Australia)

I've passed my ECVP exam in 2009 and I have navigated the university system as a PhD student first until the professorial level, first in Italy and then in Australia. I have been a pathologist now for a while and this has given me even more love for this work, more enthusiasm in inspiring students and people around me and more energy in empowering women in academia, young pathologists and researchers. Now in my "forties toward fifties", I spend my days going through my daily "early morning" workouts, chasing up my two daughters, and travelling when I can.




Sarah Kirschner-Kitz

Boehringer Ingelheim Pharma & Co.KG (Germany)

My professional journey has not always been straightforward. It led me from academia, via a startup company, to the pharmaceutical industry, where I am working as toxicologic pathologist. I lived in several different countries, was exposed to different cultures and work environments, which shaped me in a profound way. I met the most inspiring professionals along the way, out of which some became my mentors, guiding and supporting me until today. I really believe that a supportive network or mentor can be so very empowering, and by advocating for DEI initiatives, sharing experiences and resources, I hope to collectively create educational and professional spaces where everyone feels valued, heard and supported.


If you are interested in joining the DEI Task Force or have any suggestions, please reach out to Chiara at c.palmieri@uq.edu.au.



Erika Abbondati

Veterinary Pathology Group (UK)


After finishing the vet school in Parma (Italy), I started working in a small animal practice, but I then felt that being a pathologist was my real inspiration. I moved to the UK to do my residency, then completed a PhD at the Roslin Institute while becoming a mum twice. Currently I enjoy a busy diagnostic job. Having faced many challenges in my early professional career has given me an appreciation of how important it is to look after the mental health of young professionals. Joining the DEI task force I am hoping to help to inspire and support young professionals in finding their path with more grace and ease than I did, no matter their gender, nationality, or family situation.



Emilian Malek

National Veterinary Institute (Sweden)

Since the beginnings of the veterinary course, I felt that pathology was the way for me to go. After a first pathology experience working with human pathologists. I started an internship in Italy, and I am now a resident in Sweden. My journey, apart pathology, was also centred around activism related to LGBTQIA+ and women rights. Being an activist, I focus on various aspects of diversity and spreading awareness about inclusivity, starting from my closest surroundings.



Daniela Denk

SeaWorld Yas Island (UAE)

I completed my pathology residency at the Liverpool University in 2011. Since then, I have immersed myself in zoo, exotic, and wildlife pathology at the International Zoo Veterinary Group (UK) the LMU Munich, and since 2022, at SeaWorld Abu Dhabi. I am a Diplomate of the ECVP and an RCVS Recognised Specialist in Zoo and Wildlife Veterinary Pathology. Raising my daughter has fuelled my passion for empowering young women, and she continually advances my understanding of the experiences of other young people in our advancing society. I greatly enjoy my experience as a mentor for the WDA/EAZWV/EAAV Mentoring Program and the contribution I believe it makes.





ESVP NEWSLETTER

December 2023

Updates on Webinars

Dear colleagues and friends,

Thank you for participating in the webinars organized by the joint ESVP/ECVP webinar team during 2023. It is all of you that make them interesting and engaging. You are the reason we are striving to provide interesting and diverse topics that would spark your interest!

After a slow start, we kicked off in May and we managed to successfully deliver **more than 6 webinars** on a broad range of topics, from scientific writing, publication, diversity, equity and inclusion, anatomical and clinical pathology correlates, tumor reporting standardization and diagnostic biopsy. If you missed any webinars, there is good news: they can be found in the **members only** area of the ESVP and ECVP websites.

As part of our inclusive collaboration efforts with other societies and colleges, depending on the topic, some **webinars were opened to other specialists**: clinical pathologists (ESVCP/ECVCP) as well as ESTP and ECVIM members. We plan to continue this initiative and make our society and college more present and visible internationally.

As the year closes, rest assured that we have been listening to your proposals and **2024** will continue to bring interesting webinars that are targeted to different levels of career, from residents, early-career to more experienced veterinary anatomic pathologists. Check the FUTURE EVENTS section of this newsletter for more details. Topics to expect include fish anatomy and pathology, histology descriptions for residents, tumors of the nervous system and tumors of the urinary system and more.

If you have a **suggestion about topics** for future webinars, scan the QR code below.



Pompei Bolfa

Upcoming events

Event	Dates	Location
Congress registration opening	15th February 2024	www.esvp-ecvp-estp-congress.eu/cep_congress
Primary central nervous system neoplasms of cats and dogs: a quick update for diagnostic pathologists	March 2024	Webinar
Tumours of the urinary tract	April 2024	Webinar
21st ECVP/ESVP Summer School	15th-26th July 2024	Cluj-Napoca, Romania www.ecvpath.org/summer-school-general-information
5th Cutting Edge Pathology Congress	28th-31st August 2024	Madrid, Spain

Newsletter editors:

Ivana Vučićević and Guillermo Valdivia

