








## 2nd Joint European Congress of the ESVP, ESTP and ECVP, 27th – 30th August 2014, Berlin:

## Time Schedule

Room	Paris	Estrel Hall A/B	Estrel Hall C	Poster Areas	Lyon
<b>27 August 2014</b>					
7:00 AM					
:15					
:30					
:45					
8:00 AM		 <b>Registration Foyer Estrel Hall</b>	<b>Workshop (8:30 AM - 1:00 PM): Scientific Writing for Pathologists</b> Introduction / Chair: <b>Lars Mecklenburg</b>		
:15			<b>Barry Drees:</b> General Aspects of Scientific Writing for Regulatory Dossiers		
:30			<b>Karin Jochims:</b> General Aspects of Communicating Pathology Data		
:45			<b>Barry Drees:</b> How to Present Large Data Sets in Regulatory Dossiers		
9:00 AM			<b>Karin Jochims:</b> Examples of Large Data Sets in the Regulatory Context		
:15					
:30					
:45			 <b>Coffee Break</b>		
11:00 AM			<b>Barry Drees:</b> How to Communicate Terminology in Regulatory Dossiers		
:15			<b>Karin Jochims:</b> Examples of Pathology Terminology Presented in Regulatory Dossiers		
:30					
:45			<b>Barry Drees:</b> How to Integrate Interdisciplinary Data in Regulatory Dossiers		
12:00 PM			<b>Karin Jochims:</b> Examples of Integrative Pathology Data		
:15					
:30					
:45					
1:00 PM	 <b>Lunch</b>  <b>Wolfgang Kaufmann:</b> INHAND-Introduction	 <b>Registration Foyer Estrel Hall</b>	 <b>Lunch</b>	<b>Mounting of ESTP Posters</b>	
:15					
:30					
:45					
2:00 PM	<b>INHAND 01 - Interactive Slide Session</b> <b>Dianne Creasy / Eveline de Rijk:</b> Proliferative and Non-proliferative Lesions of the Rat and Mouse Male Reproductive System				
:15					
:30					
:45					
3:00 PM	<b>INHAND 02 - Interactive Slide Session</b> <b>Ute Bach / Justin Vidal:</b> Female Reproductive System				
:15					
:30					
:45					
4:00 PM	 <b>Coffee Break</b>				
:15	<b>INHAND 03(1-3) - Interactive Slide Sessions</b> <b>Anna Maria Brändli-Baiocco:</b> Non- Proliferative and Proliferative Lesions of the Adrenal Gland in Rodents <b>Susanne Rittinghausen:</b> Proliferative Lesions of the Pituitary and Pineal Gland in Rodents <b>Emmanuelle Balme:</b> Proliferative Lesions of the Thyroid and Parathyroid Gland in Rodents			<b>Mounting of ECVP Posters, Block I</b>	
:30					
:45					
5:00 PM					
:15					
:30					
:45					
6:00 PM			 <b>Registration Foyer Estrel Hall</b>	<b>Poster Viewing</b>	
:15					
:30					
:45					
7:00 PM			<b>Welcome Reception Foyer Estrel Hall</b>	<b>ESTP Posters</b>	
:15					
:30					

## 2nd Joint European Congress of the ESVP, ESTP and ECVP, 27th – 30th August 2014, Berlin:

## Time Schedule

Room	Paris	Estrel Hall A/B	Estrel Hall C	Poster Areas	Lyon
<b>28 August 2014</b>					
7:00 AM					
:15				Poster Viewing	
:30					
:45					
8:00 AM					
:15				ESTP Posters	
:30					
:45					
9:00 AM					
:15					
:30					
:45					
10:00 AM					
:15					
:30					
:45					
11:00 AM					
:15					
:30					
:45					
12:00 PM					
:15					
:30					
:45					
1:00 PM					
:15					
:30					
:45					
2:00 PM					
:15					
:30					
:45					
3:00 PM					
:15					
:30					
:45					
4:00 PM					
:15					
:30					
:45					
5:00 PM					
:15					
:30					
:45					
6:00 PM					
:15					
:30					
:45					
7:00 PM					
:15					
:30					

## 2nd Joint European Congress of the ESVP, ESTP and ECVP, 27th – 30th August 2014, Berlin:

## Time Schedule

Room	Paris	Estrel Hall A/B	Estrel Hall C	Poster Areas	Lyon
<b>29 August 2014</b>					
7:00 AM					
:15				Mounting of ECVP Posters, Block II	
:30				Poster Viewing	
:45					
8:00 AM					
:15					
:30		<b>Michael Day:</b> Top Tips for Publishing a Research Paper in the Journal of Comparative Pathology		Oral Presentations, Session 4:	
:45	<b>Tom Rosol:</b> Pituitary Gland			Emerging and Other Infectious Diseases of Current Interest	
9:00 AM					
:15		<b>Jeff Caswell / Andrea Gröne:</b> Secrets of the Journal Revealed: An Analysis of Editorial Decisions from the Editors of Veterinary Pathology			
:30	<b>Tom Rosol:</b> Adrenal Gland				
:45				ECVP Poster Walks:	
10:00 AM				4a, Emerging and other Infectious Diseases I 4b, Congenital Diseases & Zoo and Wildlife	
:15					SFTP Poster Award Committee Meeting
:30	<b>Justin Vidal:</b> Female Reproductive System Part I: Endocrinology and Evaluation of the Female Reproductive System in General Toxicology Studies	<b>Laura Bongiovanni, Sonya Bettenay, Verena Affolter, Chiara Bracheleante, Paola Roccobianca:</b> Mystery Slides in Veterinary Dermatopathology - Interactive Slide Session		Oral Presentations, Session 5:	
:45				Zoo and Wild Life Diseases	
11:00 AM					
:15					ECVP Poster Walks:
:30	<b>Justin Vidal:</b> Female Reproductive System Part II: Mechanisms and Patterns of Toxicity in the Female Reproductive System			5a, Emerging and other Infectious Diseases II 5b, Reptiles, Amphibians and Fish I	
:45					
12:00 PM					
:15					
:30					
:45					
1:00 PM					
:15					
:30					
:45					
2:00 PM					
:15	<b>Maria Cecilia / Rey Moreno:</b> Placenta of the Rat - Histology and Pathology	Oral Presentations, Session 6a:	Oral Presentations, Session 6b:		<b>Michael Day:</b> Coaching in Writing and Publishing a Research Paper in the Journal of Comparative Pathology
:30				ECVP Poster Walks:	
:45	<b>Eberhard Buse:</b> The Non-Human Primate Placenta	Host Pathogen Interactions	Outstanding Case Reports	6a, Reptiles, Amphibians and Fish II & Emerging and other Infectious Diseases III 6b, Toxicology & Varia II	
3:00 PM					
:15	SFTP / ESTP / IFSTP Awards				
:30	Coffee Break				
:45					
4:00 PM					
:15		Plenary Lecture <b>Ann Hubbs:</b> Understanding Nanotechnology: An Emerging Challenge for the Toxicologic Pathologist			
:30					
:45					
5:00 PM					
:15		<b>Carsten Rudolph:</b> Stabilized Non-Immunogenic Messenger RNA for Transcript Therapy			<b>Robert Klopffleisch:</b> Genomics and Proteomics in Veterinary Pathology
:30		Oral Presentations, Session 7a: Nanotoxicopathology	Oral Presentations, Session 7b: Methodological Developments		
:45					
6:00 PM					
:15					Poster Viewing
:30					ESTP Posters
:45					
7:00 PM					
:15					
:30					
:45					
7:45 PM	Congress Dinner / ECVP Diploma Ceremony				

## 2nd Joint European Congress of the ESVP, ESTP and ECVP, 27th – 30th August 2014, Berlin:

## Time Schedule

Room	Paris	Estrel Hall A/B	Estrel Hall C	Poster Areas	Lyon
<b>30 August 2014</b>					
7:00 AM					
:15					
:30					
:45					
8:00 AM					
:15					
:30					
:45					
9:00 AM		Journal of Comparative Pathology Plenary Lecture: Wolfgang Baumgärtner: Pathogenesis of Canine Spinal Cord Injury and Development of Cell-Based Treatment Options			
:15					
:30					
:45					
10:00 AM		Case Presentations - Interactive Slide Session			
:15					
:30					
:45		Coffee Break		Poster Viewing	
11:00 AM					
:15					
:30					
:45		Case Presentations - Interactive Slide Session			
12:00 PM					
:15					
:30		Plenary Lecture: Sven Rottenberg: Predicting Disease Outcome and Therapy Response in Cancer: Morphology, Immunohistochemical Markers...			
:45					
1:00 PM					
:15		Closing Ceremony: Including Awards Ceremony for Best Oral and Poster Presentations		Poster Viewing	
:30					
:45				Removal of Posters Block II	
2:00 PM					
:15					
:30					
:45					
3:00 PM					
:15					
:30					
:45					
4:00 PM					
:15					
:30					
:45					
5:00 PM					
:15					
:30					
:45					
6:00 PM					
:15					
:30					
:45					
7:00 PM					
:15					
:30					

Post Venue Tour